

# ELIZABETH SOUTH PRIMARY SCHOOL NEWSLETTER

Chivell Street, Elizabeth South, SA, 5112 | Email: dl.0688.info@schools.sa.edu.au | Website: www.elizsthps.sa.edu.au |  
Newsletter No. 12 | 16th August 2017 | Term 3 Week 4

Ph: 8255 2219 | Fax: 8287 1562

## \$67.5 million funding boost to accelerate student achievement

The State Government will provide a \$67.5m funding boost to public school students who have been identified as needing more help to lift literacy and numeracy across the state. Primary school students who are not achieving expected standards or growth will benefit from dedicated intervention funds provided to their school. Under the 4 year \$67.5m Literacy and Numeracy First plan, schools will use extra funds on high-impact teaching strategies to lift student achievement. Schools will use a range of evidence-based teaching strategies, including extra teachers, literacy and numeracy coaches or targeted programs. Improvement strategies will be overseen by a newly-established independent panel of education experts. The recent NAPLAN results show there has been improvement in numeracy across all year levels in the state, but more work is needed to lift achievement to a higher level for all students in numeracy and in literacy.

The targeted funding – for students in public primary schools – is designed to lift achievement and modernise the state’s public education system to prepare young South Australians for jobs of the future.

For more information visit the department's website.

## LEADERSHIP

**Principal:**

Steve Clarke

**Deputy Principal:**

Danielle Green

**Student Wellbeing Leader:**

Michael McVeity

**Student Support**

**Co-ordinator:**

Marcus Nash

**Leadership Support:**

Jessica Webber

## DIARY DATES

**Thursday 17th August**

Stemsel Excursion

**Monday 21st August -  
Friday 25th August**

Book Week

**Tuesday 22nd August**

Enterprise Day

**Wednesday 23rd August**

Mid - week Munchies

**Thursday 24th August**

Book Week Parade

**Friday 25th August**

SAPSASA

Football/Soccer

**Wednesday 30th August**

Nature Play

Opening Ceremony

## LEARNING MUSCLE FOCUS: ABSORPTION

### *'flow; the pleasure of being rapt in learning'*

**WHEN STUDENTS USE THEIR ABSORPTION LEARNING MUSCLE THEY:**

- Become engrossed in what they are doing
- May not be aware of the passing of time
- Find being absorbed satisfying and rewarding
- Like the feeling of being stretched in their learning

**ACTIVITIES TO BUILD THEIR ABSORPTION MUSCLE AT HOME:**


- Talk to your child about the activities they REALLY love doing. Encourage them to be aware of how they feel whilst doing these activities.
- Try new activities that you think your child might enjoy. Go bird watching, mushroom hunting or koala spotting in the bush. Trying out new activities will expand your child's horizons and help them develop new interests.

**DURING THE ACTIVITIES REMEMBER:**

- You can't force your child to love something—they can only genuinely be 'in flow' if they love the activity themselves.
- Limit screen time. Video games may be absorbing but children also need lots of opportunities to explore the world and make friends.

## BIRTHDAYS







# ELIZABETH SOUTH PRIMARY SCHOOL NEWSLETTER

Chivell Street, Elizabeth South, SA, 5112 | Email: dl.0688.info@schools.sa.edu.au | Website: www.elizsthps.sa.edu.au |  
Newsletter No. 11 | 2nd August 2017 | Term 3 Week 2

Ph: 8255 2219 | Fax: 8287 1562

## B13 NEWS

This week in literacy we have been learning and revising the letter L. We like to listen to for the letter sound in the start, middle and end of words, practise writing the upper and lower case forms and playing games with the letter. On Thursday we watched a video with lots of L words. We each had a whiteboard and texta to copy and spell the words from the program. Some of the words we heard were loud, lady, lion and lobster. You can see our writing displayed in the window of the classroom.



## D2 NEWS

This Term in D2, we are exploring Biological Sciences and started off our investigation by learning what makes something a living thing. We classified items into living, never living and once living. In groups, students created a poster explaining what they had learnt, then Miss Appolloni's class came for a visit. Students were able to share their new understandings with the 2/3 class and help them to learn something new. Currently, we are conducting a science experiment to answer our focus questions of, "What is the best environment to grow sunflower seeds." We have each come up with our own hypothesis and are monitoring the seeds growth before drawing a conclusion.



## ASSEMBLY AWARDS

### REASONING

### GROWTH MINDSET

### ABSORPTION

